

## High Performance Interior Wall Paint



# Cascadia®

### DESCRIPTION

Cascadia High Performance Satin is an Ultra Low VOC premium finish for interior walls, including drywall, plaster, masonry, and primed wood. Formulated for one-coat coverage\*, it offers excellent coverage while minimizing surface imperfections with its rich, low sheen. This paint delivers smooth application with superior flow and leveling, along with a durable, washable finish, making it ideal for interior walls where long-lasting performance is key.

### FEATURES

- Applies easily
- One coat coverage
- Low odor
- Waterbased enamel
- Near Zero VOC
- Easy soap and water clean-up

### RECOMMENDED USES

For use on new or previously painted interior residential walls for spaces such as:

- Bedrooms
- Living rooms
- Dens
- Home offices
- Entrance ways
- Hallways

### LIMITATIONS

Not for use on exterior applications or floors.

### TECHNICAL CHARACTERISTICS

<b>Colors</b>	<b>VOC (g/L)*</b>
Designer White (0328102)	< 2

### FINISH

Gloss Category: Gloss Level 2 - Traditional "Satin" Wall Finish

### SOLIDS & DENSITY

Volume: 50%  
Weight: 64%  
Density: 11.36 lbs / gallon

### FILM THICKNESS (PER COAT)

Wet: 12 - 15 mils (300 - 375 microns)  
Dry: 6 - 8 mils (150 - 187.5 microns)

### THEORETICAL COVERAGE (PER COAT)

500 - 660 ft² per 2.0 gallon container. For improved results, apply two full coats for maximum hide and durability, especially on new surfaces.

### VISCOSITY

116 - 124 KU

### DRYING TIME

at 77°F and 50% Relative Humidity  
To touch: 30 minutes  
Re-Coat: 4 hours

Cooler temperatures, high humidity, or thick applications will extend drying time.


### REDUCERS

Not normally recommended.

### SHELF LIFE

2 Years unopened.

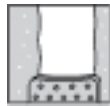
More Information at [www.cascadiapaints.com](http://www.cascadiapaints.com)



## CONSIDERATIONS BEFORE USE

Read label, Technical Data Sheet (TDS) and Safety Data Sheet (SDS) prior to use. Do not apply at temperatures less than 42°F or Relative Humidity greater than 85%.

## SURFACE PREPARATION



Surface preparation is important. Ensure the surface is clean, dry, and free of mildew, loose or scaling paint, and other contaminants. Sand glossy surfaces with 180-220 grit sandpaper eliminating gloss and sheen. Fill cracks, holes, and voids with a suitable filler and spot prime repaired areas to prevent flashing. Caulk as necessary. For substrates prone to stain bleed, apply a stain-blocking primer. Unpainted wood and metal should be primed with the appropriate primer.

**WARNING!** If you scrape, sand or remove old lead paint from any surface you may release lead dust. LEAD IS TOXIC. EXPOSURE TO LEAD DUST CAN CAUSE SERIOUS ILLNESS, SUCH AS BRAIN DAMAGE, ESPECIALLY IN CHILDREN. PREGNANT WOMEN SHOULD ALSO AVOID EXPOSURE. Wear a NIOSH approved respirator to control lead exposure. Carefully clean up with a wet mop or HEPA vacuum. For additional information, Canadian customers contact the Product Safety division of Health Canada at 1-800-O-CANADA, US customers contact the U.S. EPA/Lead Information Hotline at 1-800-424-LEAD (5323).

## REPAIR



Scrape, or brush to remove scaling paint and loose material. Repair cracks, holes, voids and other irregularities using an appropriate filler. Spot prime with this product to avoid 'flashing'. Caulk as needed.

## APPLICATION INSTRUCTIONS



Can be applied by brush, roller or spray. Apply generously covering no more than 100 ft<sup>2</sup> (8 m<sup>2</sup>) per litre. Best results are achieved when using premium quality lint free rollers or synthetic bristle brushes. Always apply coating at the recommended spread rate. Stir thoroughly before and during use to a uniform consistency. For multiple containers of the same product and color, mix paint together for consistency.

**Thinning.** Do not thin.



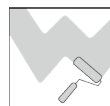
### Tools & Equipment

**Brush:** Use a synthetic bristle brush

**Roller:** Use a 5/8" - 3/4" nap synthetic lint-free cover

**H.V.L.P Spray:** 10 psi cap pressure 1.3 tip size

**Airless Spray:** Pressure 1800-2000 psi, Tip .013" - .015"



### Spread Rate / Coverage

Apply at approx. 500-660 ft<sup>2</sup> per 2.0 gallon container. For maximum hide and durability and on new work, apply 2 complete coats.

**Dry Times:** To Touch: 30 minutes. To recoat: 4 hours. Cooler temperatures, higher humidity, or excess film build will extend dry times.

## CLEAN-UP, STORAGE AND RECYCLING



Clean tools and equipment with warm, soapy water. If there is leftover product to store, clean lid and inside top edges of container to create a consistent and strong seal for storage. If you have leftover paint, give it to someone who can use it, or, contact your local municipality for recycling or disposal options in your area.

## FIRST AID

In case of eye contact, flush immediately with plenty of water for at least 15 minutes. Wash contaminated skin with soap and water. If ingested, call physician or the Poison Control Centre immediately. Refer to complete Safety Data Sheet (SDS) for further information.



## LIMITATION OF LIABILITY

To the best of our knowledge, the technical data contained herein are true and accurate at the time of issuance but are subject to change without prior notice. We guarantee our product to conform to the specifications contained herein. All technical advice, recommendations and services regarding this product are rendered by the Seller gratis. They are based on technical data which the Seller believes to be reliable and are intended for use by persons having skill and know-how, at their discretion and risk. Seller assumes no responsibility for results obtained or damages incurred from this product use by Buyer whether as recommended herein or otherwise. Such recommendations, technical advice or services are not to be taken as a license to operate under or suggest infringement of any patent.

## Rodda Paint Cascadia® One-Coat Hide & Paint + Primer in One Warranty

**Guaranteed One-Coat Hide:** The one-coat hide warranty applies to colors included in the Rodda Paint Cascadia® One-Coat Color Collection, specifically designed as Paint + Primer in One.

This guarantee covers Rodda Cascadia pre-tinted Designer White and excludes colors outside of the approved one-coat collection. Multiple coats may be required in the following cases:

1. **Uncoated or Porous Surfaces:** When painting over uncoated, porous, heavily textured, or repaired surfaces, additional coats may be needed to ensure proper coverage.
2. **Stained or Heavily Damaged Surfaces:** Areas with heavy stains or significant damage may require spot priming, multiple coats, and/or extended drying times for complete coverage.

**Paint + Primer in One:** The Rodda Cascadia® product combines paint and primer in one for most surfaces, allowing for enhanced adhesion and coverage. However, some surfaces may still require a primer coat for optimal results. Heavily stained areas, high-contrast colors, or bare substrates, additional primer or multiple coats may be required. Always refer to the Technical Data Sheet (TDS) for guidance on when a primer is recommended for specific applications.

This warranty ensures that, under proper application conditions, eligible surfaces painted with approved Cascadia® One-Coat Color Collection colors will achieve full hide in one coat when applied to the surface when applied per product label and TDS.

